



Makey Makey High 5 Game

Fun, physical game that uses the Makey Makey

Project Type: Challenge, Tinkering, Collaborative, Tech.

Group/Individual: Pairs

Lesson Plan Audience: Maker

Time: .5 – 1 hr

Hard Skills: Understanding how a Makey Makey can be used to interface with a computer as a keyboard.

Soft Skills: Working collaboratively,

Ideal # of Participants: 2 - 4 at a time.

Age Group: 6+

Ideas for Taking it Further: Try using the program for another purpose. Try creating physical challenges that make it tougher to high-5. Discuss Capacitive touch sensors.

Difficulties/Tips: Make sure the clips attached to the bracelets are long enough. Tape the Makey Makey down to the table.

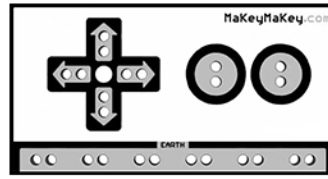
Download the app here: <http://bit.ly/1sAaVCi>



1 MAKEY MAKEY HIGH 5 GAME

The Makey Makey High 5 Game is a game in which you high 5 your teammate to get mad points and the highest score.

2 Materials:



Makey Makey



Tin Foil



Alligator Clips



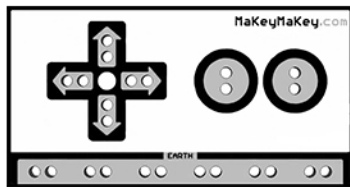
USB Cable

3 Double Click on the HighFiveathon app



HighFiveathon.app

4 Plug the Makey Makey into the computer



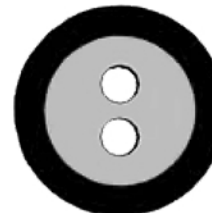
+



5 Plug one alligator clip into the space hole on the Makey Makey



+



Space

6 Plug one alligator clip into one of the earth holes on the Makey



+



7

Next, make two sweet bracelets with the tin foil



8

Connect one bracelet to the other ends of the alligator clips.




9

You've successfully set up the High 5 Game!!
:)
Time to play.

10

Each team member should wear one bracelet.



11

Start the game!
High 5 your teammate as much as possible in twenty seconds.



12

What's your High Score?
Challenge your friends to beat it!



you rock!